

Open Agenda



Education and Local Economy Scrutiny Commission

MINUTES of the OPEN section of the Education and Local Economy Scrutiny Commission held on Wednesday 19 April 2023 at 7.00 pm at Ground Floor Meeting Room G02A - 160 Tooley Street, London SE1 2QH

PRESENT: Councillor Jason Ochere (Chair)
Councillor Rachel Bentley (Vice-Chair)
Councillor Chloe Tomlinson
Councillor Joseph Vambe
Councillor David Watson
Martin Brecknell (Co-opted Member)
Lynette Murphy-O'Dwyer (Co-opted Member)
Marcin Jagodzinski (Co-opted Member)

OTHER MEMBERS

PRESENT: Councillor Martin Seaton

OFFICER SUPPORT: Amit Alva, Scrutiny Officer

1. APOLOGIES

Apologies for absence were received from Councillor Cassandra Brown and Councillor Renata Hamvas.

Apologies for lateness were received from Councillor Joseph Vambe.

2. NOTIFICATION OF ANY ITEMS OF BUSINESS WHICH THE CHAIR DEEMS URGENT

There were no items of business which the Chair deemed urgent.

3. DISCLOSURE OF INTERESTS AND DISPENSATIONS.

There were no disclosures of interests and dispensations.

4. MINUTES

Minutes of the meeting held on 6 March 2023 were approved as a correct record.

5. MITIGATING FALLING SCHOOL ROLLS - KEEPING EDUCATION STRONG STRATEGY

The commission first received a presentation (*Appendix 1. Minutes*) from Nina Dohel, Director of Education on Keeping Education Strong strategy

- Southwark Context pupil places 2021-2022; 74 primary schools, 97% Good or outstanding schools according to Office for Standards in Education, Children's Services and Skills (Ofsted), currently 924 surplus places at reception age which would be monitored until September 2023 when children start school, 5,850 surplus places from reception to year six which is 22% surface capacity, ideal target is to keep 5-10% surplus capacity in the system i.e. 27 students out of a class of 30 students.
- Southwark Planning Areas; PA₁ –Borough, Bankside & Walworth, PA₂ - Bermondsey & Rotherhithe, PA₃ – Peckham & Nunhead, PA₄ - Camberwell, PA₅ - Dulwich
- Borough-wide actions taken and impact; Surplus Capacity 2018/19:19 % Reception 14% school places, changes implemented since 2019 have resulted in reduction of 570 reception places with the impact carrying through to 2028 resulting in reduction of 1395 Primary School Places, 2022-23 surplus capacity: 22% reception 22% School Places
- Borough wide actions taken, such as reduction of Pupil Admission Numbers (PAN) have been outstripped by the high rate of falling pupil numbers.
- Planning Area Meetings with Headteachers from autumn 2021; scale of difficulty and specific area challenges, Pupil trends, Falling birth rates, reduced PAN and point of closures, St John's Walworth
- Head Teachers Schools Strategic Board (HTSSB) developed criteria for making recommendations about action, 49 schools for further evaluation, Criteria templates: Pupil Roll Trends and Projections, Quality of Provision, Budget Health, Quality of Building and Estate, Local Issues
- Recommendations with help of independent consultants for schools, PAN reductions and amalgamations
- Free School Meals (FSM) and Special Educational Needs (SEN) graphs for schools; FSM is provided from Nursey to year six for eligible children

The commission then asked questions on the following points

- The commission asked for desegregation of FSM, SEN and Black and Asian Minority Ethnic (BAME) data on the graphs in the presentation to better understand Equalities Impact Assessment (EIA) of schools in scope for further change.
- Criteria for FSM, School budgeting for FSM preparation and subsidies
- Converting schools into academies, amalgamations and mitigation process.
- Lack of mention of staff employment rights and union discussions as result of redundancies in Local Authority services.
- Disproportionate impact on BAME children and language barriers

Nina explained to the commission that there is an income level eligibility for FSM and she will get back to the commission on the exact criteria. On paying for FSM, the schools get reimbursed for FSM through a FSM allocation budget provided, however the schools have to pay for kitchen staff and maintenance of kitchen equipment.

Nina informed the commission that school governors are entitled to explore conversion into academies and amalgamation of schools through a Department for Education (DfE) process. The Council's role is to propose the amalgamation or conversions based on the algorithms from the research conducted in that area. The study indicates that no schools are exempt from the impact of falling school rolls. Academies and trusts go through a due-diligence process carefully before decisions are made for the conversion into academies or amalgamation of schools.

The commission heard from officers that Keeping Education Strong strategy is primarily focused on resolving the issue of falling schools rolls and does not cover employment rights during the redundancies in Local Authority Services. On the impact on BAME children and their families the commission heard from Nina that schools that have PAN reduction are already operating at lower numbers of children so there is no impact on such schools. However the schools that are amalgamating or were facing closure such as St Johns Walworth had all the required children and families support services present in the room before any discussions with parents, ensuring that each and every child is placed in an alternative school, bespoke to their needs such as SEN.

The commission then asked further questions around the following themes

- Communication with School Leaders; all catholic schools to be converted into academies Archdiocese of Southwark commission
- Strategy for secondary schools that might be affected in the future
- Specific EIA for schools with reduction in PAN, amalgamations and closures

Nina explained to the commission that communication with school leaders involved, Chairs, Governors and Head teachers, decisions to convert into academies are a mixture of schools themselves coming to the conclusion and proposals by the Councils and there has not been any recent communication on

the conversion of all catholic schools into academies.

On secondary schools Nina informed the commission that out of the 20 secondary schools in Southwark 19 are part of very large established trusts and the 20th School is affiliated to the network of trusts. There have been regular meetings with CEO's and head teacher networks of secondary schools to keep them abreast of the projection numbers coming into year 7, however there hasn't been any significant downturn in pupil numbers in secondary schools; academy trusts making their own decisions.

The commission learnt from officers specific EIA's for schools will be a part of discussions and consultation with schools and parents once the initial conversations on the council's proposals have been conducted.

The commission then received a presentation (*Appendix 2. Minutes*) from Helen Jenner, independent consultant discussing falling school rolls and outcomes

- Establishing an effective schools organisation strategy; clear communication with the governing body with regards to timelines and strategy
- Planning areas data and analysis based on Keeping Education Strong Strategy
- Challenges with parental preference and geographical divides
- Stress testing options before publishing findings; Equity, Quality, Sustainability and Deliverability

The commission then asked questions on the following points

- Geographical locations of schools parental preference
- In-year vacancies in secondary schools
- Budget for redundancies and moving allowances for schools
- National media reporting of the issue of falling pupil numbers in London.

Helen explained to the commission that the strategy does not propose amalgamation of schools that geographically are two or more miles apart as that might be unfair to parents. On in-year vacancies in secondary schools, there is sometimes a decline in numbers; where there is a good state school next to a private school and the parents move their children to try and get admission into the better secondary school with early moves in years 3, 4 or 5.

Helen expressed to the commission that mitigating the HR impact and having robust processes for redeployment, retraining etc. especially for teaching assistants is an important area that the council needs to review.

Nina informed the commission that the budget for redundancies and moving allowances are recovered from the remainder of the school budget and any remaining costs covered by the council. Academies are directly funded by the DfE.

Nina explained to the commission that it has been disappointing to see the lack of

early media coverage on falling pupil numbers in London and nationally and the current media coverage has journalistic factual inaccuracies in pupil numbers data.

The commission then asked further questions around the following themes

- Challenges in enforcing caps of 27 pupils in a year across Southwark due to parental choice
- Social inequality in working class and disproportionate impact on BAME children; Effectiveness of the strategy in mitigating such wider trends
- Good practices from other boroughs in proactively tackling equality issues in school closures and amalgamations

Helen explained to the commission that in instances where schools have been asked to reduce PAN but parental preferences show otherwise, the schools adjudicator will rule in favour of reduction of PAN. Instances where schools that can fully support inclusion with SEND and are based around schools that lack the expertise, officers have then worked with the school to expand from two form entry to three form entry.

Helen informed the commission that no other borough have significantly countered the disproportionate impact on equality issues, with BAME children it is difficult to mitigate the disproportionate impact in some communities plainly because of the market approach for schools in certain areas.

6. FALLING PUPIL NUMBERS FOLLOW UP DATA/REPORTS

The following reports were noted by the commission

- Social rented housing not at affordable housing levels undergoing enforcement investigations
- Air quality data around schools
- S-106 Monies for schools

7. LOCAL ACCESS PARTNERSHIP (LAP)

The commission then heard from Councillor Martin Seaton, Cabinet member for Jobs, Business and Town Centres on Southwark Pioneers Fund (SPF) and Local Access Partnership (LAP)

- Development of SPF 2018-2019; council proposal £33m program; LAP program blended social investment for social enterprise over 10 years.
- Proposal in October 2019 setting out visions for LAP and social economy enterprise support plan submitted to foundation for social investment and Big Society Capital (BSC)
- LAP vision statement is to have a collaborative, sustainable and diverse social economy, which delivers positive social impact and a better future for

all Southwark residents. The collective ambition for LAP is to build a new capacity skills, community connections and support across social ecosystems to tackle entrenched social issues in Southwark.

- Refresh of SPF; creation and scaling up of commercial and social enterprise including revenue rating for charities, widen diversity of people owning or leading enterprise in Southwark, reduce enterprise carbon emissions, start-up program to generate good quality employment and generate wider social value, and growth program which is the enterprise board for later stages of an enterprise focusing on growth, and social and community program that supports enterprises led by women and from BAME backgrounds.

The commission then asked questions on the following points

- Allocation of LAP funding through Access foundation, and funding through SPF
- Lack of access to funds for businesses like East Street Traders and organisations like Black Business Network.

The commission heard from Matt Little, Principal Strategy Officer that the money is yet to be withdrawn through the access foundation which would then along with SPF funds be allocated at a granular level to businesses.

Councillor Seaton informed the commission that regular visits have been made to businesses across Southwark, the issue has been the underlying disconnect with traders, and leaflets have been distributed across Southwark to mitigate this. The council is constantly promoting the message across the community of buying locally from local businesses and many organisations such as the Federation of Small Business (FSB) and Chamber of Commerce offer professional support and guidance to local businesses.

The commission then heard from Jon Hitchin, Chief Executive of Renaisi the leading accountable body for LAP in Southwark

- Social Investment Models and driving investment into social businesses and social enterprise which is a thriving sector in the UK
- LAP- Renaisi' s role and future plans to co-ordinate and access funds from Access Foundation and BSC
- Challenges- massive equity differences in BAME and Women led social enterprises and London economy driven land and property prices. Southwark is the only London Borough included in this program.
- £900k from Access as development grants and £500k from SPF for BAME and women led businesses to grow as Enterprises
- £5m from BSC and Access combined monies to go only to investment as repayable finance and not grants of any kind.
- Community Asset Trust model being developed to invest in local assets, properties and spaces with repayable finance at set interest rates which could be collectively owned by a community group and not the council or Renaisi.

- Renaisi co-ordinating with local businesses community groups to invest in multiple properties within the borough.
- Proposition to de-couple development finance from investment finance speeding up the delivery of finance in the community with an aim of perpetuity in the model.

The commission then asked questions around the following themes

- Deadlines on BSC monies investment and council's role in supporting the development of the community asset trust model.
- Support within the LAP for successful BAME businesses like 'Plush' who have been evicted as a result of the private landlord wanting the land for redevelopment.
- Affordable work spaces for local businesses through long leases. Planning applications to help affordable work space provisions.

Jon explained to the commission that BSC are focused on having enough confidence in development of the Community Asset Trust Model rather than a deadline to spend the investment money. The council has been incredibly supportive of the LAP and developing the model. The council also has a major role in bringing together partners, building partnerships and networking. The decisions made on council owned properties and assets are dependent on variety of factors, pressures and demands.

Jon explained to the commission that in order to make the Asset Trust Model to respond to on demand issues for businesses such as Plush; it would depend on the viability of site, land value challenge and the market demand of the land for development. Although it's unlikely that that a community social investment trust can outbid the market value for a site.

Councillor Seaton explained to the commission there are certain protection within the planning policy framework for businesses in-situ for 10 or more years. Small to Medium Enterprises have support available from professional organisations where the council could provide guidance. The current levels of funding through LAP of a few million pounds would be inadequate in resolving such issues.

Councillor Seaton explained to the commission that Southwark is a very resilient Borough when it comes to businesses, the council is doing more to protect local businesses, by promoting 'buy locally' campaign. Councillor Seaton explained to the commission that he is confident that members in the planning committee will enforce the planning policies on affordable work spaces provision. The council's economic strategy plan is out for consultation and it's very important for all members and parties to come together to support the strategy.

Jon explained to the commission that procurement is a very important tool through which the council can help support the local businesses in Southwark.

8. FINALISING SCRUTINY RECOMMENDATIONS

The draft recommendations 2022-23 (*Appendix 3. Minutes*) were circulated at the meeting and would be circulated electronically after the meeting. The deadline for commission members to respond on email was set to Friday 28 April 2023.

9. WORK PROGRAMME 2022-2023

The commission noted the Work Programme 2022-2023

Meeting ended at 9:21 pm

CHAIR:

DATED:

Keeping Education Strong

Managing Surplus Capacity in Southwark's Primary Schools

Scrutiny April 2023

Nina Dohel – Director of Education

The Southwark Context in 2021/22

(note: figures correct at time, may have

changed since)

74 primary schools

97% Good or
Outstanding

924 surplus places
(Reception)= 26%

5,850 surplus
places across the
primary school
system = 22%

Ideal: to keep 5-
10% capacity in
the system

Southwark Planning Areas

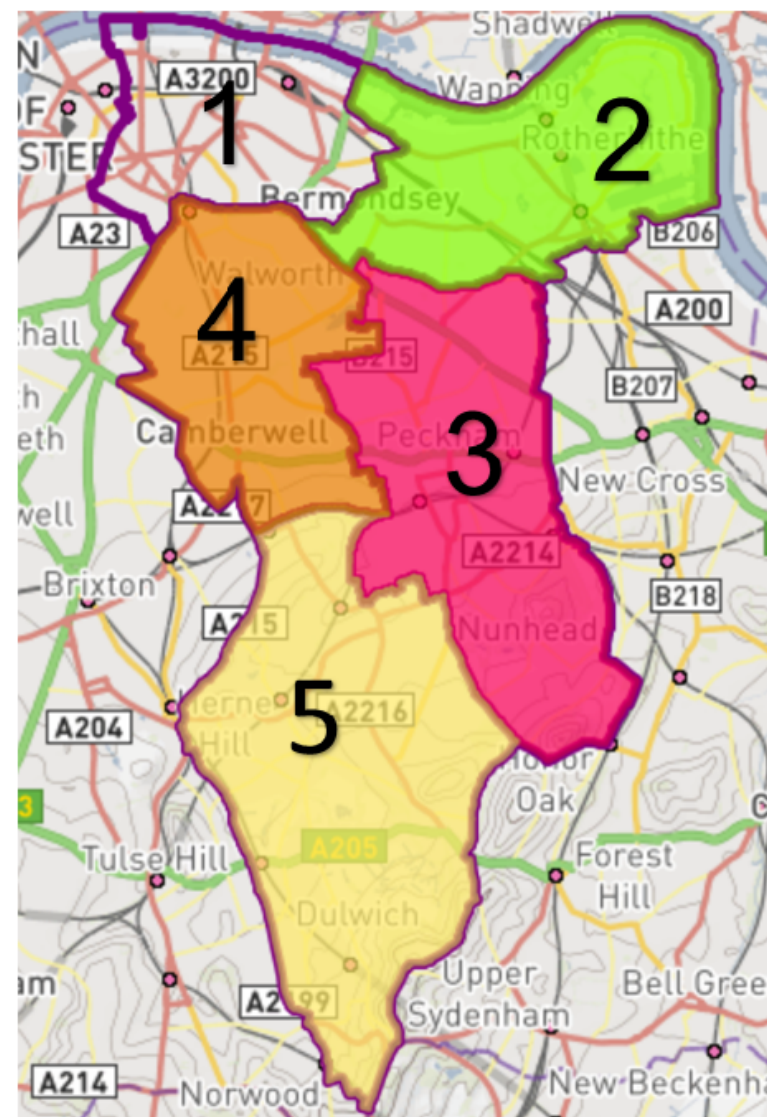
PA1 = Borough, Bankside & Walworth

PA2 = Bermondsey & Rotherhithe

PA3 = Peckham & Nunhead

PA4 = Camberwell

PA5 = Dulwich



Planning Area 1: Borough, Bankside and Walworth

School type	School	Ward
Academy	Charles Dickens Primary School	Borough & Bankside
Foundation	Friars Primary Foundation School	Borough & Bankside
VA RC	St Joseph's Catholic Primary School	Borough & Bankside
VA CE	The Cathedral School of St Saviour and St Mary Overy	Borough & Bankside
Academy	ARK Globe Academy (Primary)	Chaucer
Community	Michael Faraday School	Faraday
VA CE	St Peter's Church of England Primary School	Faraday
Academy	Surrey Square Primary School	Faraday
Community	Crampton Primary School	Newington
Community	Keyworth Primary School	Newington
Academy	St Paul's Church of England Primary Academy Walworth	Newington
VA RC	English Martyrs Roman Catholic Primary School	North Walworth
Community	Robert Browning Primary School	North Walworth
VA CE	St John's Walworth Church of England Primary School (CLOSED)	North Walworth
Community	Townsend Primary School	North Walworth
Community	Cobourg Primary School	Old Kent Road
Foundation	Charlotte Sharman Primary School	St George's
VA RC	St George's Cathedral Catholic Primary School	St George's
VA CE	St Jude's Church of England Primary School	St George's

Planning Area 2: Bermondsey & Rotherhithe

Community	Grange Primary School	London Bridge & West Bermondsey
Community	Snowsfields Primary School	London Bridge & West Bermondsey
Community	Tower Bridge Primary School	London Bridge & West Bermondsey
Community	Riverside Primary School	North Bermondsey
Community	Southwark Park School	North Bermondsey
VA CE	St James' Church of England Primary School	North Bermondsey
VA RC	St Joseph's Catholic Primary School	North Bermondsey
Community	Albion Primary School	North Walworth
Community	Ilderton Primary School	Old Kent Road
Academy (Free School)	John Keats Primary Free School	Old Kent Road
Community	Phoenix Primary School	Old Kent Road
Community	Pilgrims' Way Primary School	Old Kent Road
Academy (Free School)	Southwark Free School (CLOSED)	Old Kent Road
Community	Alfred Salter Primary School	Rotherhithe
Community	Rotherhithe Primary School	Rotherhithe
VA RC	St Joseph's Roman Catholic Primary School	Rotherhithe
VA CE	Boutcher Church of England Primary School	South Bermondsey
Academy (Free School)	Galleywall City of London Primary School	South Bermondsey
VA CE	Peter Hills with St Mary's and St Paul's CofE Primary School	Surrey Docks
Academy	Redriff Primary School	Surrey Docks
VA RC	St John's Roman Catholic Primary School	Surrey Docks

Planning Area 3: Peckham & Nunhead

VA CE	St Johns' and St Clements Church of England Primary School	Goose Green
Community	Hollydale Primary School	Nunhead & Queen's Road
Academy	John Donne Primary School	Nunhead & Queen's Road
Community	Camelot Primary School	Old Kent Road
VA RC	St Francis RC Primary School	Old Kent Road
Academy	Angel Oak Academy	Peckham
Academy	Harris Primary Academy Peckham Park	Peckham
VA RC	St James the Great Roman Catholic Primary School	Peckham
Community	Ivydale Primary School	Peckham Rye
VA RC	St Francesca Cabrini Primary School	Peckham Rye
Community	Bellenden Primary School	Rye Lane
Academy (Free School)	Harris Primary Free School Peckham	Rye Lane
Community	Rye Oak School	Rye Lane
VA CE	St Mary Magdalene Church of England Primary School	Rye Lane

Planning Area 4: Camberwell

Community	Brunswick Park Primary School	Camberwell Green
Community	Comber Grove School	Camberwell Green
Community	Crawford Primary School	Camberwell Green
Community	John Ruskin Primary School and Language Classes	Camberwell Green
VA RC	St Joseph's Catholic Infants School	Camberwell Green
VA RC	St Joseph's Catholic Junior School	Camberwell Green
Community	Bessemer Grange Primary School	Champion Hill
Community	Dog Kennel Hill School	Champion Hill
Academy (Free School)	Belham Primary School	Rye Lane
Academy	Lyndhurst Primary School	St Giles
Community	Oliver Goldsmith Primary School	St Giles
VA CE	St George's Church of England Primary School	St Giles

Planning Area 5: Dulwich

Community	Goodrich Community Primary School	Dulwich Hill
VA RC	St Anthony's Catholic Primary School	Dulwich Hill
Academy	Dulwich Hamlet Junior School	Dulwich Village
VA CE	Dulwich Village Infants CE	Dulwich Village
Academy (Free School)	Judith Kerr Primary School	Dulwich Village
Community	Dulwich Wood Primary School	Dulwich Wood
Academy	Goose Green Primary School	Goose Green
Academy (Free School)	Harris Free School East Dulwich	Goose Green
Community	Heber Primary School	Goose Green

Borough-wide actions and impact

2018/19 surplus capacity: 19% reception 14% school places

Changes already implemented since 2019 have resulted in a reduction of 570 Reception places .

The impact of these changes will work through the system fully by 2028, resulting in a reduction of 1395 Primary School Places.

2022/23 surplus capacity: 22% reception 22% school places

Borough- wide changes made since 2019

PA	Primary School	Previous PAN	Agreed PAN	Reduction
1	St George's Cathedral RC	60	30	-30
	Charlotte Sharman	60	30	-30
	English Martyrs RC	60◊	30◊	-30◊
	Keyworth	90	60	-30
	St John's Walworth‡	30‡	0‡ (closed)	-30‡
	Robert Browning	60	30	-30
2	Phoenix*	120*	90*	-30*
	Ilderton◊	60◊	30◊	-30◊
3	Hollydale	45	30	-15
	Bellenden	60	30	-30
	Camelot	75	60	-15
	Ivydale	120	90	-30
	St Francis RC◊	60◊	30◊	-30◊
	Harris Primary Free Peckham¶	60¶	30¶	30¶
	Harris Peckham Park†	60†	30†	-30†
	St Francesca Cabrini RC† x	30 ^x 60†	0 ^x (closing) 30†	-30 ^x -30†
4	Brunswick Park	75	60	-15
	Comber Grove	45	30	-15
	Dog Kennel Hill◊	60◊	30◊	-30◊
	Crawford	90	60	-30
Total agreed		1,350 (45FE)	780 (26FE)	-570 (19FE)

School PAN reductions by school, by planning area – PANs reduced from September 2019 unless otherwise noted

*PAN reduction from September 2020 onwards

‡PAN reduction from September 2021 onwards

¶ PAN reduction from September 2022 onwards

◊ PAN reduction agreed from September 2023 onwards

‡ Closure of school agreed from September 2021

x School closing in September 2023

Planning Area Meetings: Autumn 2021 (example from planning area 1)

Southwark School Rolls & Population
Borough, Bankside and Walworth (Planning Area 1)

1 ★

Today's meeting

- Your local area: where we are now and where we need to get to.
- Opportunity to ask questions about the information shared
- Solutions for reducing capacity
- Discussion: what do you think? Will they go far enough?
- Next steps: heads group to create longer term strategy

2

WHAT DO WE WANT SCHOOLING TO LOOK LIKE IN SOUTHWARK?

- Most schools still have children who are learning in their 1st period
- Most secondary schools still have no uniform and no assembly
- Rules broken and fully resented
- Not respectful to other schools
- Head of the secondary

3

Southwark Planning Areas

PA1 = Borough, Bankside & Walworth
PA2 = Brompton & Rotherhithe
PA3 = Peckham & Nunhead
PA4 = Camberwell
PA5 = Dulwich

4

5

Borough, Bankside and Walworth

20% of schools in Borough, Bankside and Walworth are Ofsted Outstanding
58% of schools are Ofsted Good
Strong infrastructure, strong estate and excellent standards

But:

1,533 (14%) surplus places across primary schools in this planning area. The equivalent of more than three two form entry schools.

Where we want to get to:

- Retain the quality
- Reduce the overall capacity so we are in line with good practice (5-10% vacancy rate, 300-600 places)
- Concentrate resources so we have full, vibrant schools

6

How the pupil population has changed in Borough, Bankside and Walworth since 2015/16

PA1 Year 6 and Year 6 to 6 rolls 2016-21

7 ★

Borough, Bankside and Walworth (PA1)

200 less girls in 2019 than in 2017 - a reduction of 20%

PA1 Girls 2017 - 2019 (Actual) 2020-2022 (Projected)

8 ★

Reduced PA1

Closure of 19 schools in Walworth

9 ★

Headlines to support wider discussion around the proposals. The majority of these are based on the following assumptions:

- Headlines to support wider discussion around the proposals.
- Headlines to support wider discussion around the proposals.
- Headlines to support wider discussion around the proposals.

10 ★

Any questions about the information shared?

11

Solutions tried and possible

Where schools have capacity, or there has been an opportunity, we have started to discuss options:

- PA1 capping**
In-year cap of a school at a lower number of places than the PA1 (i.e. capping to 1FE rather than a 2FE PA1) - an interim process.
- PA1 reduction**
Partial reduction of PA1 to a lower number (i.e. reducing from 2FE to 1FE).
- Enabling voluntary exit for the reduction** by providing all needed heads.
- Admissions authority could admit above PA1 if the places were required.**
- Rolling PA1 reductions**
The smallest year schools of 1FE or larger within an area agree to take in 6 forms to have a smaller Reception cohort in a one school one year, a different school the next - it does reduce the challenge across a broader number of schools rather than government PA1 solutions (and so 1FE reduction in outside school also).
- Amalgamation**
Where two or more schools join together to become one school. This involves the closure of one or more schools, and may require the expansion of the remaining school.
- Plugs and staff at the closing school(s) needed for the remaining school.** Staff retention may be required.
- Closure**
Where a school or schools close.
- Plugs transfer to other schools via non-admissions routes.**
- Staff work other roles and if necessary are made redundant.**

12

Discussion: Which of these proposals would go far enough to deal with the problem?

13

Headlines to support wider discussion around the proposals.

- Headlines to support wider discussion around the proposals.
- Headlines to support wider discussion around the proposals.

14

The Head Teachers Schools Strategic Board (HTSSB)

Head Teachers School Strategy Board
13th January, 2022

1

Today's meeting

- Introductions and Welcome
- Discussion: Terms of Reference
- Next steps: planning the next meeting

2

Terms of Reference

Purpose of Board
Membership and Frequency of meetings
Confidentiality and Sensitivity
Communication

3

Purpose and Remit of Board

- To feed information and concerns from Heads in your PA into the Board
- To feed information from the Board out to other Heads in your PA
- To explore ideas and possibilities in a safe space
- To advise on local agreements across the borough on behalf of your PA (eg not taking children from a closing school into yours before the end of the year)
- To agree principles for making decisions about schools
- To make recommendations about how to move forward
- The HTSSB is a consultative body, not a decision-making body

4

Membership and Frequency of Meetings

- Head teachers representing each planning area (if a Head is unable to attend, a CoG may attend on their behalf)
- LA officers
- Frequency: half termly/ termly?
- In person or online?

5

Principles of Confidentiality and Sensitivity

- This is a "safe space" for exploring possibilities
- This is not a decision-making body, and "discussion" does not mean "decision"
- Information should not be shared that is confidential

6

Communication

What is the best approach to information sharing?

- Regular meetings with all?
- An email?
- Smaller groups?

7

Next Steps: Planning the next meeting

8

Southwark Planning Areas

FA1 = Borough, Bankside & Walworth
FA2 = Bermondsey & Rotherhithe
FA3 = Peckham & Nunhead
FA4 = Camberwell
FA5 = Dulwich

Criteria for making recommendations about action

Developed with the Head Teacher Representatives on the Head Teachers School Strategic Board

Criteria

1. Roll trends and percentage of vacancies (the primary schools that have had a 5% or greater drop in their rolls between 2019 and 2022 and/ or have 20% or higher vacancies from Reception to year 6 for 2022); then
2. Rolls, budget health, quality of education and leadership, quality of buildings, local issues

49 schools for further evaluation

Alfred Salter Primary School	Ark Globe Academy	Bellenden Primary School	Bessemer Grange Primary School	Brunswick Park Primary School
Camelot Primary School	Charlotte Sharman Primary School	Cobourg Primary School	Comber Grove School	Crawford Primary School
Dog Kennel Hill School	English Martyrs' Roman Catholic Primary School	Friars Primary Foundation School	Galleywall Primary School	Goodrich Community Primary School
Goose Green Primary and Nursery School	Grange Primary School	Harris Primary Academy Peckham Park	Harris Primary Free School Peckham	Hollydale Primary School
Ilderton Primary School	Ivydale Primary School	John Donne Primary School	John Keats Primary School	Keyworth Primary School
Michael Faraday School	Oliver Goldsmith Primary School	Peter Hills with St Mary's and St Paul's CofE Primary School	Phoenix Primary School	Pilgrims' Way Primary School
Riverside Primary School	Robert Browning Primary School	Rotherhithe Primary School	Rye Oak Primary School	Saint Joseph's Catholic Primary School, the Borough
Snowsfields Primary School	St Anthony's Catholic Primary School	St Francis RC Primary School	St George's Cathedral Catholic Primary School	St George's Church of England Primary School
St James' Church of England Primary School	St John's and St Clement's Church of England Primary School	St Joseph's Catholic Infants School	St Jude's Church of England Primary School	St Mary Magdalene Church of England Primary School
St Paul's Church of England Primary School	Surrey Square Primary School	Tower Bridge Primary School	Victory Primary School	

Criteria templates: Pupil Roll Trends and Projections

Recommendation Template: PRIMARY

Criterion/ Principle: Pupil Roll Trends and Projections

Instructions:

Data provider: Please provide the data requested below in the format requested.

- a. Provide the rolls from Reception to Year 6 for the past 5 years
- b. Provide the unused capacity from Reception to Year 6 for the past 5 years

[Name of School]	PAN Reception	Intake	PAN Reception Spaces	PANs Total	Total School Numbers	Spare capacity Y-6	% spare capacity	% points above 20%
2022/23								
2021/22								
2020/21								
2019/20								
2018/19								

- c. Provide the roll projections from Reception to Year 6 for next 5 years
- d. Provide the projected capacity if nothing changes

[Insert Name of School]	PAN Reception	Intake	PAN Reception Spaces	PANs Total	Total School Numbers	Spare capacity Y-6	% spare capacity	% points above 20%
2022/23								
2023/24								

2024/25								
2025/26								
2026/27								

Criteria templates: Quality of Provision

Recommendation Assessment Template: PRIMARY

Criterion/ Principle: Quality of provision

Instructions:

Data provider: Please provide the data requested below in the format requested.

Name of School	Existing Ofsted Grade (and date)	
	1	Outstanding
	2+	Good, re-inspection in two years with view to being graded as outstanding
	2	Good
	2-	Good, re-inspection in two years with view to being graded as requires improvement
	3	Requires improvement
	4	Inadequate

Name of School	Ofsted Grade (expected)	Assessment by link adviser informed by school improvement overview
	Current assessment of evidence at time of the evaluation.	Write a summary narrative here explaining current assessment based on evidence gathered by SELA team – ideally bullet points Impact of school within LA – hub, engaged in school –to- school support.

Criteria templates: Budget Health

Recommendation Assessment Template: PRIMARY

Criterion/ Principle: Budget health

Instructions:

Data provider: Please provide

1. A RAG rating of the budgetary health of the school, where red = in very poor health, amber = in poor health and green= in good health.

Ratings should take into account:

- a. The year-end financial position for the past 5 years,
- b. Financial projections/ forecast for the next 3 financial year(s) and include assumptions these are based on.
- c. Internal Audit Assurance level from latest report and high priority recommendations
- d. Any existing intelligence about rolls, staffing, capital, reserves/ deficits, loans and repayments.

2. A brief summary explaining the rating and any anomalies that the recommendation maker should be aware of (eg high level of maternity leave/ agency cover this year)

Criteria templates: Quality of Buildings and Estate

Recommendation Assessment Template: PRIMARY

Criterion/ Principle: Quality of estate & buildings

Instructions:

Data provider: Please provide the data requested below in the format requested.

A) How old is the building?

B) How easy would it be to bring the school up to a net zero standard? (grade this from 0= impossible and/ or very costly, to 5= simple and/ or inexpensive)

	Yes/ No/ No information held	Any further comment
Does the school have a condition survey from DfE?		
Have there been any major changes to the building(s) since the last condition survey?		
Has the survey identified any major issues with the building(s) (e.g. asbestos/ health and safety issues)?		
Is the school compliant with all relevant regulations [to be based on health and safety info]?		

Does the school have a maintenance programme in place?		
Does the school have a full time premises manager or equivalent?		
Is the building listed?		
Is the building in a conservation area?		
Is there sufficient play space for the existing and projected number of pupils (consult rolls officer)?		
Is there sufficient floor space for existing and projected number of pupils?		
Is it an appropriate space for its use?		
Has this building been built or expanded recently as part of the 2009 expansion programme?		

Criteria templates: Local Issues

Recommendation Assessment Template: PRIMARY

Criterion/ Principle: Local issues

Instructions:

Data provider: Please provide the data requested below in the format requested.

	Yes/ No	Any additional comment
Is it the only school of its designation in a 0.5 mile radius?	Yes= Green No= Red	
Is there a Resource Base in the school?	Yes= Green No = Red	
Is it on the border with other boroughs (ie would we lose the children from that school to other boroughs)?	Yes= Green No= Red	
Is there a Nursery or provision for 2 year olds in the school?	Yes= Green No= Red	
What percentage of the children in this school are from other boroughs?	High percentage= Green Low percentage = Red	
Are there any issues that you are aware of that should stop this school being put forward for consideration for change?	Yes (and what)= Green No= Red	
Are there any issues that you are aware of that should support this	Yes = Red No= Green	

school being put forward for consideration for change?		
Are alternative options covered by the congestion or low emission zones? (would parents incur more cost sending their children to another school?)	Yes= Green No= Red	
What percentage of children has an EHCP?	Over X% = Green Under X% = Red	
Any other issues to consider not covered by other templates (please just note them)	Note the issues in the additional comment column	

Majority Green= recommendation not to change

Majority Red= recommendation to make a change

Recommendations

Pan reductions:

(Community school, PA 4, Champion Hill)

(Community school, PA2, London Bridge and West Bermondsey)

(Academy, PA1, Newington)

(Academy, PA5, Goose Green)

(Community school, PA3, Rye Lane)

(VA RC, PA3, Old Kent Road)

(VA RC, PA4, Camberwell Green)

Amalgamations:

[Harris Primary Academy Peckham Park](#) (Academy, PA3, Peckham)

[Harris Academy Free](#) (Academy Free, PA3, Rye Lane)

Plus 2 to 3 additional schools from maintained/VA sector

Changes being made to schools outside of the Strategy which will also have a positive effect on surplus capacity

Closures/ proposed closures:

St Francesca Cabrini (VA RC, PA£, Peckham Rye)

Townsend (Community, PA1, North Walworth)

Proposed Amalgamation:

Camelot (Community, PA3, Old Kent Road) and Cobourg (Community, PA1, Old Kent Road)

Exploring Options

Charlotte Sharman (Foundation, PA1, St George's) and St Jude's (VA CE, PA1, St George's)

Additional information.

Southwark School Rolls &
Population October 2021
**Borough, Bankside and
Walworth (Planning Area 1)**



WHAT DO WE WANT SCHOOLING TO LOOK LIKE IN SOUTHWARK?

- ✓ Vibrant schools with happy children who are learning to their full potential
- ✓ Well resourced schools with brilliant teachers and supportive staff
- ✓ Fully funded and fully occupied
- ✓ Well-connected to other schools
- ✓ Heart of the community



Borough, Bankside and Walworth

21% of schools in Borough, Bankside and Walworth are Ofsted Outstanding

58% of schools are Ofsted Good

Strong infrastructure, strong estate and excellent standards

But:

1,513 (25%) surplus places across primary schools in this planning area. The equivalent of more than three two form entry schools.

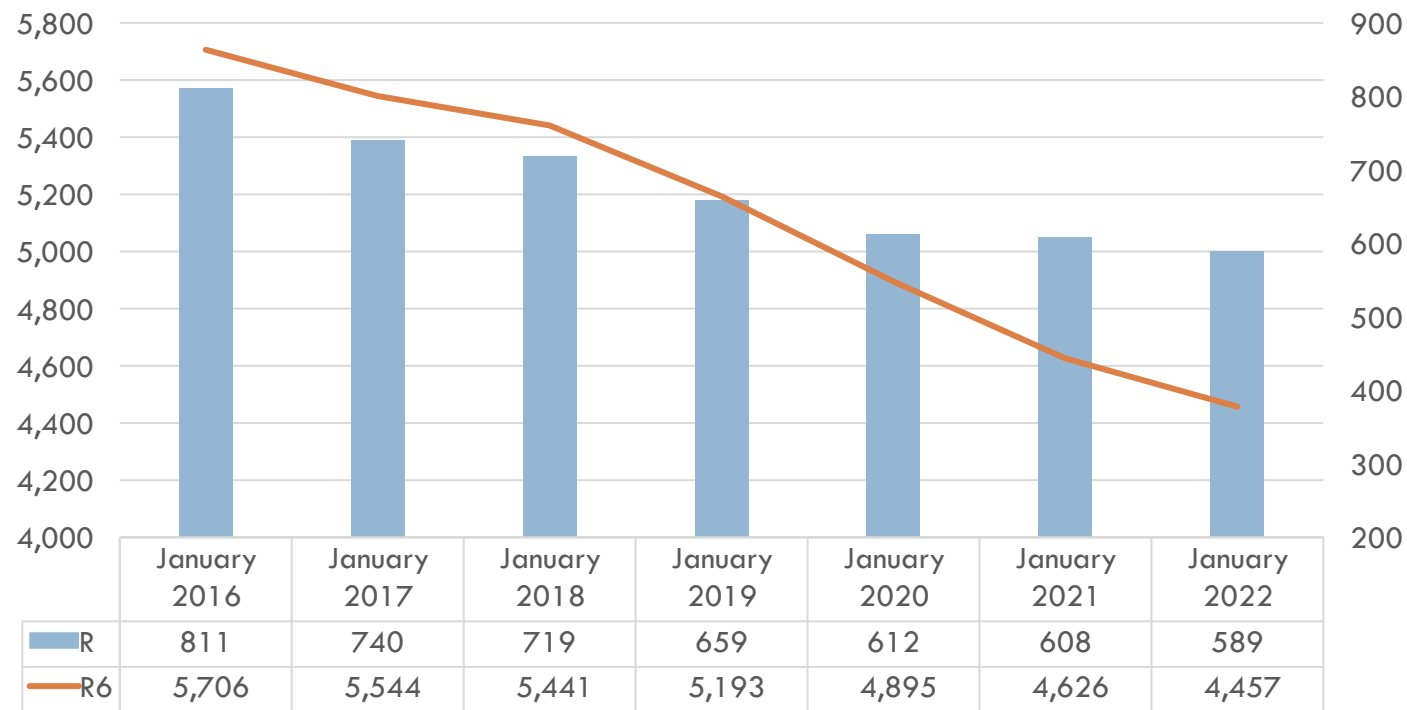
∞

Where we want to get to:

- ✓ Retain the quality
- ✓ Reduce the overall capacity so we are in line with good practice (5-10% vacancy rate, 300- 600 places)
- ✓ Concentrate resources so we have full, vibrant schools

How the pupil population has changed in Borough, Bankside and Walworth since 2015/16

PA1 Year R and Year R to 6 rolls 2016-21



(left = r-6, right = reception)

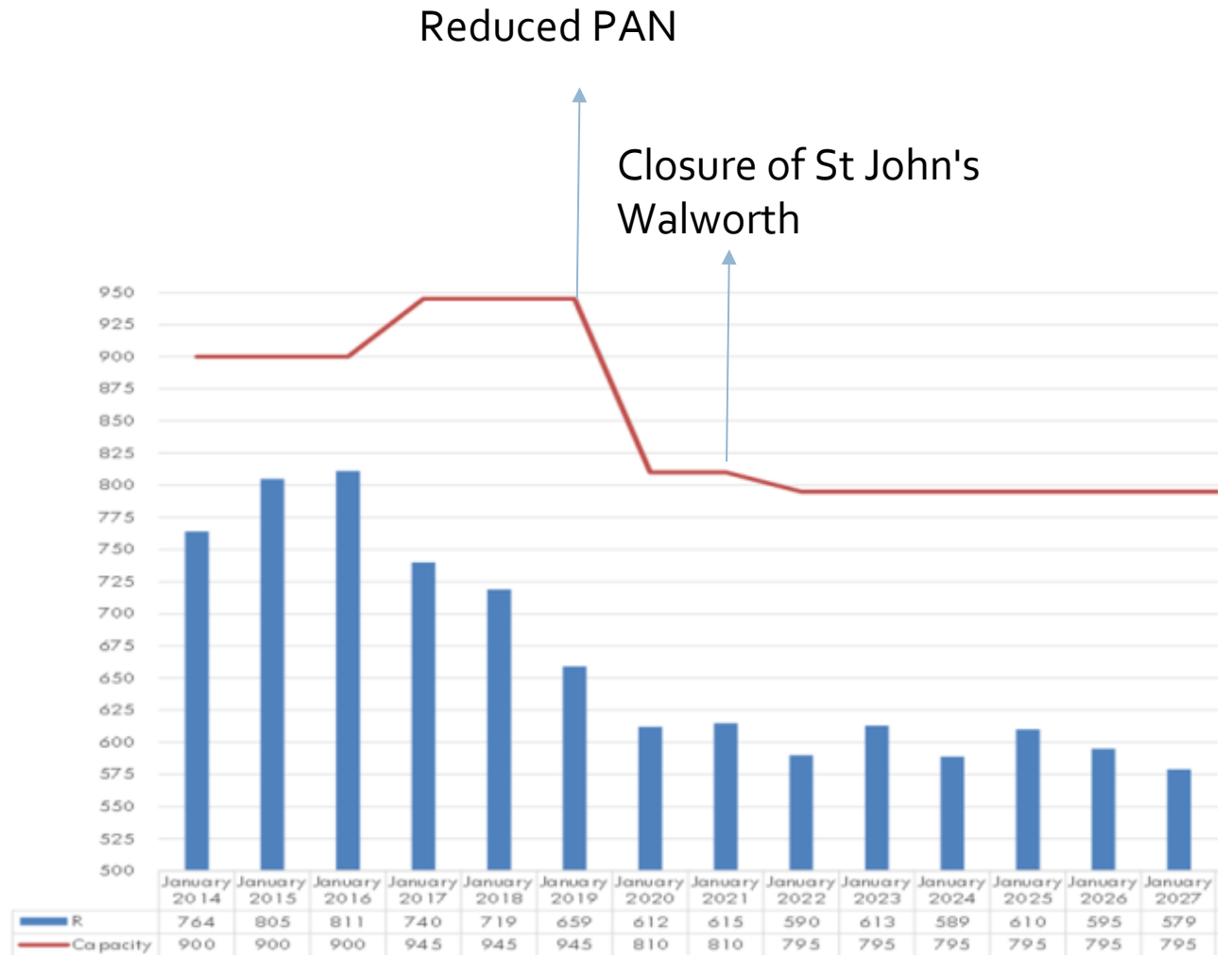
Borough, Bankside and Walworth (PA1)

243 less births in 2019 than in 2011 – a reduction of 24%

PA1 Births 2002 - 2019 (Actual) 2020- 2025 (Projections)



Borough, Bankside and Walworth (PA1) State Funded Primary Schools Reception roll and capacity – actual 2014-21, Projections 2022-27



The problem: 1,1513 (25%) surplus places across primary schools in this planning area. The equivalent of more than three two form entry schools.

How has the LA responded?

Reduced PAN

- LA deleted the equivalent of four forms of entry in 2018/19 (St George's Cathedral RC, Charlotte Sharman, Keyworth, Robert Browning)
- Closure of St John's Walworth in 2020/21

Impact:

- Not enough. Just keeping pace with the reduction of pupil numbers.
- Similar number of vacancies (c. 200) in 2021 as in 2015/16, despite lower PAN.

Solutions: tried and possible

Where schools have come to us, or there has been an opportunity, we have started to discuss options:

PAN capping

In-year cap of a school at a lower number of offers than the PAN (i.e. capping to 1FE rather than a 2FE PAN) – an informal process.

PAN reduction

Formal reduction of PAN to a lower number (i.e. reducing from 2FE to 1FE).

Enables school to plan for the reduction by providing 18 months lead in.

Admissions authority could admit above PAN if the places were required.

Rolling PAN reductions

This would mean schools of 2FE or larger within an area agree to take it in turns to have a smaller Reception cohort (i.e. one school one year, a different school the next) – it distributes the challenge across a broader number of schools rather than permanent PAN reductions (and so 1FE reduction in whole school size)

Amalgamation

Where two or more schools join together to be one school. This involves the closure of one or more schools, and may require the expansion of the remaining school.

Pupils and staff at the closing school(s) transfer to the remaining school. Staff restructure may be required.

Closure

Where a school (or schools) close.

Pupils transfer to other school(s) via mini-admissions process.

Staff seek other roles and if necessary are made redundant.

Key Milestones (2021- present)

Autumn 2021	Planning Area presentations to HTs and CoGs of all primary schools in Southwark
	Member/Officer group established including Cllrs Ali and Simmons, Strategic Director Children and Adults, Director of Education, officers from communications, planning and legal.
January 2022	Set up the HTSSB to discuss solutions to the problem of surplus capacity in Southwark
February- July 2022	Drafted strategy and developed and shared draft criteria with Heads (HTSSB)
June- July 2022	Draft strategy shared with Lead Member
October 2022	Informed all schools of the work that had been ongoing, shared draft strategy, process and criteria and suggested messaging for parents and communities. Informed all primary schools that the LA would be undertaking an assessment of their rolls, followed by further exploration of additional criteria where appropriate.
November 2022	Webinar held for all schools to ask questions about the strategy/ process.
December 2022	Strategy and EQIA taken to Cabinet
January 2023	All primary schools informed of the outcome of their rolls assessment. 49 schools identified for further evaluation.
February	Information collected by the LA about rolls, quality, finance, buildings and local issues for each of the 49 schools. Information also collected about protected characteristics (ethnicity, SEND and FSM). Information collected shared with each school for further comment or feedback. 11 schools provided additional information or corrections to collected information.
February/March 2023	Information shared with ISOS Partnership. ISOS Partnership made recommendations on how to proceed with each school based on the data provided and any public information available. LA reviewed ISOS recommendations.
	LA wrote to the 49 schools with the recommendations for each school. 39 schools were told there would be no further action at this time.10 schools were recommended to make a change: 6 to reduce their PAN, 4 to amalgamate.

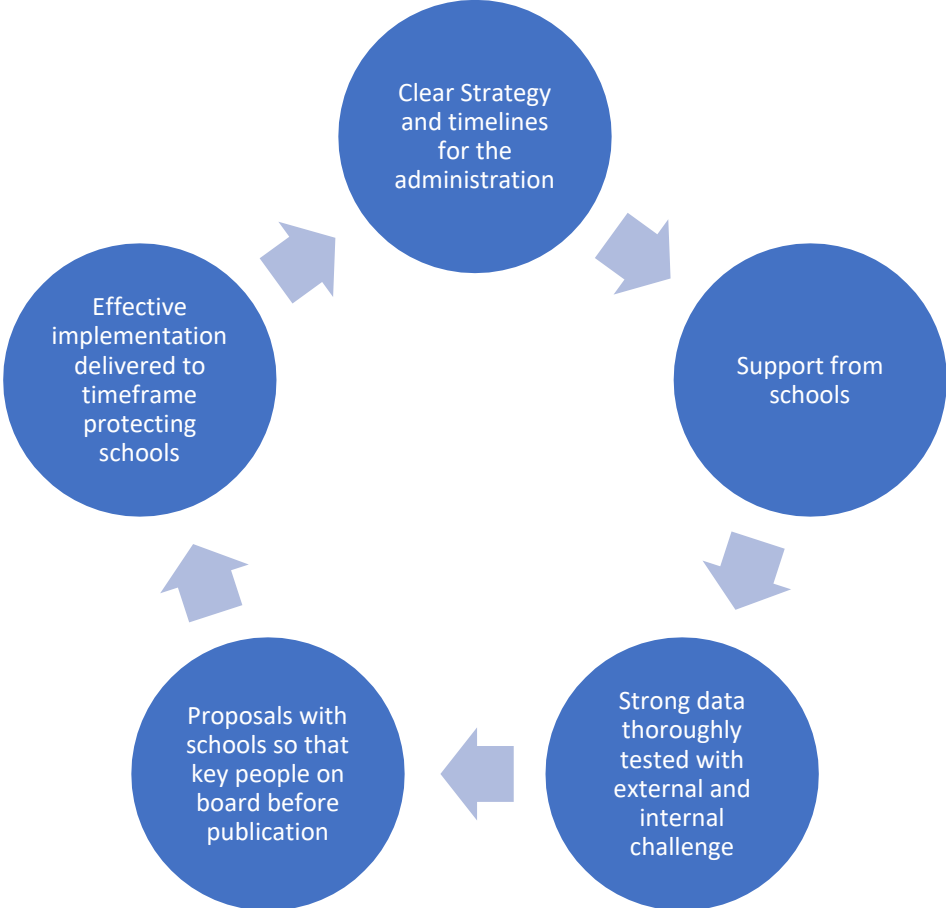
The impact of fewer children in our schools

Schools are funded
per pupil

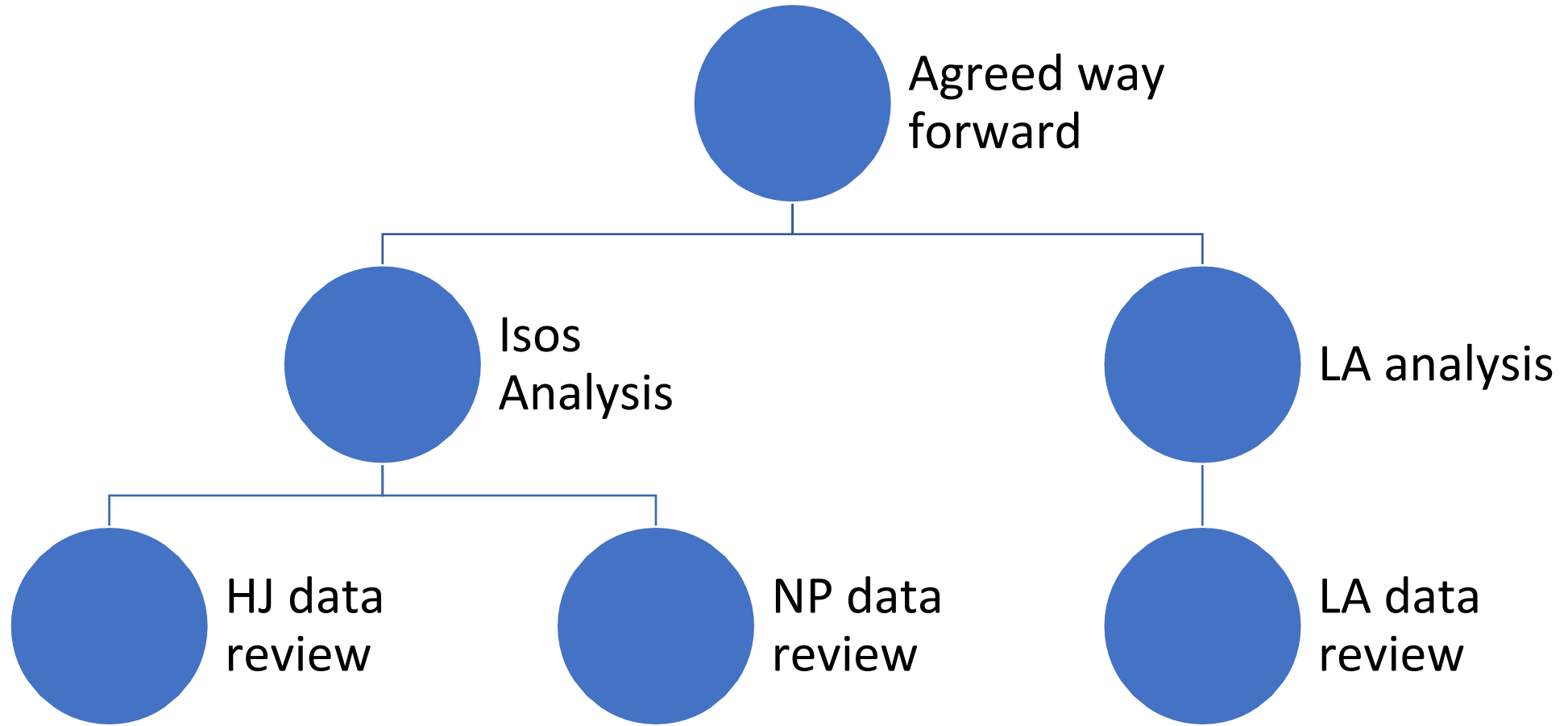
More vacancies =
less funding for the
school

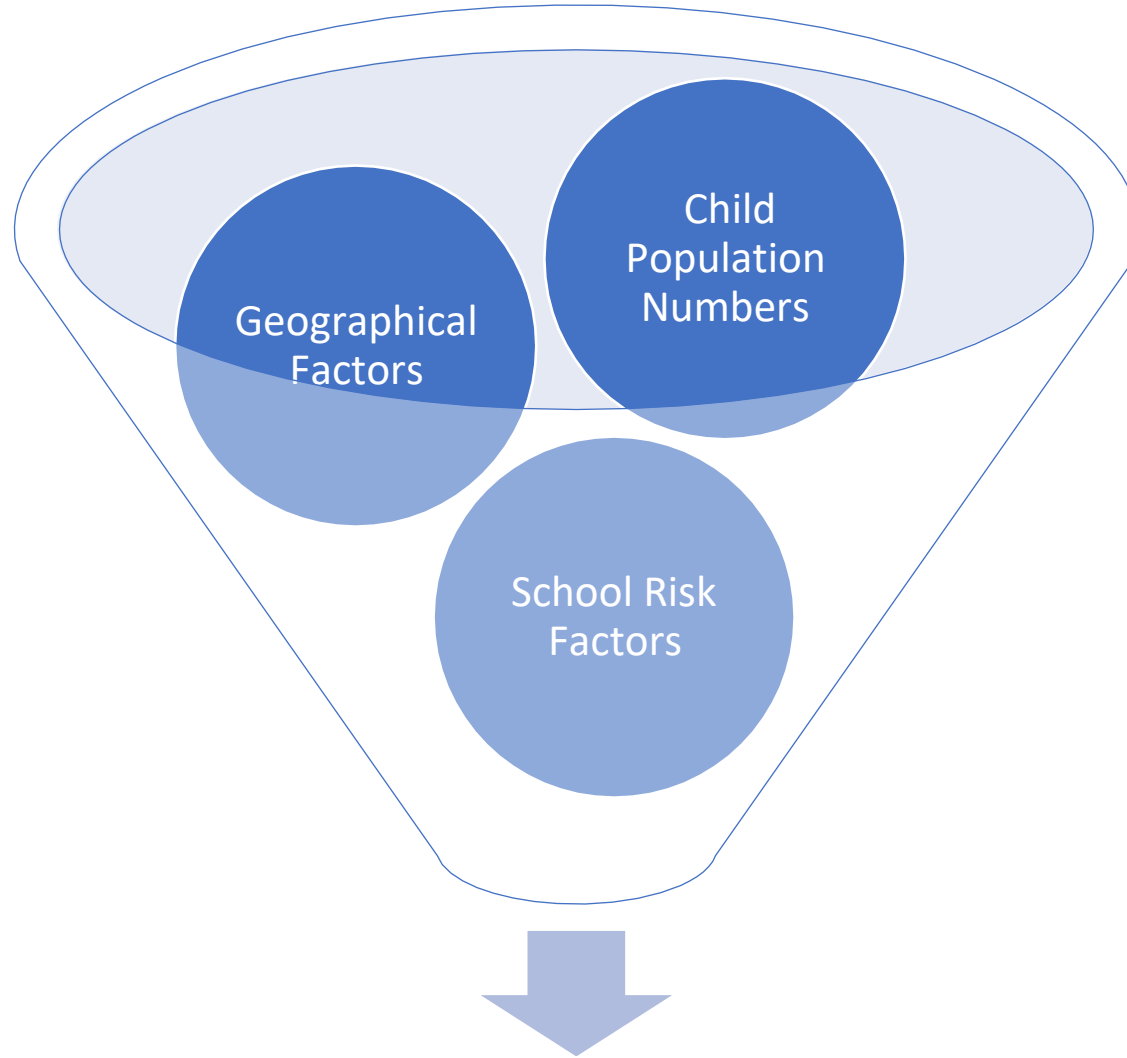
Less funding for the
school = negative
impact on quality of
education

Establishing an effective school organisation strategy



Using the Keeping Education Strong Strategy to underpin the work





Choices that Protect Quality Education in uncertain times

Stress Testing Options before publishing



Education and Local Economy Scrutiny Commission

Draft Recommendations for the Year 2022-2023

Education

1. That the Cabinet review the council's current working process with the Greater London Authority (GLA) on matters related to sharing and use of Council data to produce pupil place projections and also to ensure that Council data is used to develop the GLA's modelling methodology to produce more accurate projections in the coming municipal year 2023-2024.
2. That the Cabinet commission officers to explore the different mechanisms through which there could be a temporary reduction in Pupil Admission Numbers (PAN) from a two-form to a one-form entry for schools facing closure or amalgamation prior to any decisions of closure or amalgamation.
3. That the Cabinet commission officers to explore options in transforming mainstream schools facing amalgamation or closures into schools with SEND provisions for children with special needs prior to any decisions of closure or amalgamation.
4. That the Cabinet devise a long-term proactive strategy in response to projected budget deficits in schools by early intervention by subsequent reduction in PAN numbers and ring fencing budgets around affluent schools which could help provide financial support for schools with falling rolls.
5. That the Cabinet commission officers to devise a strategy for unused and closed school buildings in terms of repurposing and planned delegations such as for recreation and community activities.

Local Economy

1. That the Cabinet look at utilising the benefits of central areas of successful businesses like Bermondsey and Elephant by providing Community Infrastructure Levy (CIL) money for East Street in the 2023-2024
2. That the Cabinet look to review and invest more in the council's governance and management structure for support to Local Businesses by appointing business liaison officers and local traders to be involved as a co-operative manager and also reviewing the progress of Local Businesses management especially longstanding businesses such as East Street Traders quarterly.
3. That the Cabinet review the Cabinet Member for Jobs, Business & Town Centres portfolio for the coming municipal year to provide clear remits as it currently does not include business rates; this is to avoid businesses reaching a crisis point due to being unable to afford increase in business rates.